



university of
 groningen

center for
 information technology

CI

Enhancing the
 Digital Learning Experience:
 The University of Groningen's transition
 from Blackboard to Brightspace

Allard Naber



About me

Allard Naber

Coordinator of Educational
Applications

Computer Science @ RUG

Started as TA for Blackboard in 2007

Full-time developer from 2013

Coordinator from 2015



university of
groningen

center for
information technology



University of Groningen

Founded in 1614

- 11 faculties
- 7,200 fte staff
- 180,000 alumni

- 33,000 students
- > 120 Master programmes
- > 45 Bachelor programmes

- 4,200 fte academic staff
- 522 full professors
- 4,600 PhD candidates
- 691 PhD theses
- 9,100 research publications



**The Learning Management System
as student-centered hub for education**
Our Blackboard history



university of
 groningen

center for
 information technology

Welcome, Kim

[Module Administrator](#)[Modify Content](#)[Modify Layout](#)

Tools

-  [Announcements](#)
-  [Calendar](#)
-  [Tasks](#)
-  [View Grades](#)
-  [User Directory](#)
-  [Address Book](#)
-  [Personal Information](#)

My Courses Plus

-  [\(05/06\) Cognitieve werkanalyse](#)
-  [\(06/07\) Cognitieve psychologie](#)
-  [\(06/07\) Cognitieve werkanalyse](#)
-  [\(06/07\) Kunstmatige intelligentie 2](#)
-  [\(06/07\) Multi-agent systems](#)
-  [\(06/07\) Practicum cognitieve ergonomie](#)
-  [\(06/07\) Practicum kennistechnologie](#)
-  [Eindcijfers](#)
-  [\(06/07\) Robotica](#)

My Organizations

Organizations in which you are participating:

-  [Bachelor Kunstmatige Intelligentie](#)
-  [Bibliotheek Sociale Wetenschappen](#)
-  [Master Kunstmatige Intelligentie](#)
-  [Nestor Knowledge Base \(met FAQ\)](#)
-  [Onderwijsplatform Kunstmatige intelligentie](#)

My Announcements

No system announcements have been posted in the last 7 days.

(06/07) Practicum kennistechnologie

- [Eindcijfers](#)

Bachelor Kunstmatige Intelligentie

- [Inschrijven KI-tentamens periode 3](#)

Master Kunstmatige Intelligentie

- [Inschrijven KI-tentamens periode 3](#)

[more.....](#)

Nestor mededelingen

Algemeen

- Vanaf 11 januari is er een nieuw tabblad, verzorgd door de UK! Daarnaast is het mogelijk om de webnieuws module van de UK toe te voegen aan je *My Institution pagina*. Klik hiervoor op *modify content* (rechtsboven).
- Elke eerste zondag van de maand vindt er van 06:00 tot 10:00 uur onderhoud plaats.

Met vragen kunt u terecht bij Nestorsupport (nestorsupport@rug.nl).

Tip van de week

Beste student, welkom op Nestor

Welkom op Nestor, de elektronische leeromgeving van de *Rijksuniversiteit Groningen*. Nestor maakt gebruik van de software van de firma [Blackboard](#) uit de Verenigde Staten.Om een overzicht te krijgen van het gebruik van Nestor kun je de [online studentenhandleiding](#) van Blackboard 7.1 bekijken. Verder kun je in de [Nestor Knowledgebase](#) algemene informatie over Nestor en oplossingen voor bekende problemen vinden.

Nestorsupport (de helpdesk van Nestor) kan geen studenten inschrijven bij courses. Inschrijvingen gaan hoofdzakelijk omdat je je via Progress voor het betreffende vak hebt ingetekend. Indien je niet ingeschreven staat bij een course kan je contact opnemen met de docent(e) om je handmatig te laten toevoegen. Nestorsupport mag geen gebruikers toevoegen aan courses (dit omdat het beheer van elke course bij de docent ligt).

Nestor maakt gebruik van de algemene inloggegevens van de RuG (dezelfde als voor Progresswww en de studenten e-mail). Je dient uit veiligheidsoverwegingen elke 200 dagen je wachtwoord te wijzigen. Dit kan alleen via Progresswww; niet via Nestor! Als je je wachtwoord bent vergeten neem je contact op met de [lokale helpdesk](#) van je faculteit.Voor vragen of opmerkingen die niet in de [Nestor Knowledgebase](#) bereiken via e-mail: nestorsupport@rug.nl en telefoon: 050-36

1999

Economics & Management and Organization

Hot Links

[ProgressWWW](#)
[Student Mail](#)
[PiCarta](#)
[Library](#)
[Ocasys](#)
 -
[Schedules Business](#)
[Schedules Economics](#)
[Study Guide](#)
[Study Advisors](#)
[Information Desk](#)
[International Office](#)
 -
[Columns](#)
 -
[BIG Site](#)
[EFV Site](#)

FACULTY NEWS

No. 8, February 8, 2007

WSN Plaza must become an academic meeting place



The new Plaza at the ground floor of the WSN-building will become a meeting place for all students and staff of the new faculty. Some of the new facilities are a Grand Café, Career Office and maybe a small supermarket. [Read further](#)

Faculties buy new laptops for students



The faculties of Economics and Business have ordered 50 brand new Sony laptops for student use. The old laptops were starting to become very old. In particular the batteries. [Read further](#)

Faculties limit grading period

The faculties of Economics and Business have decided to limit their grading period from 15 work days to 10 work days. With this decision, the faculties grant a long-treasured wish of executive board chairman of the University of Groningen. [Read further](#)

More headlines...

[-Participate in UN students simulation conference in Nijmegen](#)

['Climate change is making "winter-marketing" difficult for companies'](#)

['Costs of aging counteracted by increasing the official retirement age'](#)

[Archive News](#)

COLUMN






"Binding study advice: a blessing for students and faculty" (in response to [Sophie Kok's column](#))

by [Frans Rutten](#), vice dean Faculty of Management and Organization.
[Read Rutten's column](#)






[Archive Columns](#)



Faculty Announcements




-  [General Study Information FEB](#)
-  [Interactive Laptop Debate March 22](#)
-  [Parent-student day second year students](#)
-  [Students must enroll for all courses](#)
-  [International Marketing Experience 2007](#)

My Courses Plus

-  [Bedrijfskunde voorbeeldcursus](#)
-  [Farm. Microbiologie Februari 2007](#)
-  [Hein's Test Cursus](#)
-  [NIOT Nestor wegwijs cursus](#)
-  [Strategie en organisatie in de praktijk](#)

My Organizations

Organizations in which you are participating:

-  [Bedrijfskunde Test-community](#)
-  [General Study Information FEB](#)
-  [Nestor Knowledge Base \(met FAQ\)](#)

Nestor Announcements

General

- As of January 11th there is a new tab, maintained by the UK! It is also possible to add their webnews module to your *my institution page*. To do this click on *modify content* (top right).
- Every first Sunday of the month Nestor is down for maintenance.

Questions regarding Nestor can be sent to [Nestorsupport](#) (nestor@uni-groen.nl)

My Announcements

No system announcements have been posted in the last 30 days.

2006

Gedrags- en Maatschappijwetenschappen

Tools

- [Announcements](#)
- [Calendar](#)
- [Tasks](#)
- [View Grades](#)
- [User Directory](#)
- [Address Book](#)
- [Personal Information](#)

Hot Links

- [Faculteit GMW](#)
- [Bibliotheek](#)
- [Ocasys](#)
- [Onderwijsbalie](#)
- [Picarta](#)
- [ProgressWWW](#)
- [Roosters](#)
- [Studentenmail](#)

Studieverenigingen

- [VIP](#)
- [Societas](#)
- [Cover](#)
- [Odiom](#)

Introductie



De Faculteit der Gedrags- en Maatschappijwetenschappen is een kenniscentrum dat de mens centraal stelt. De faculteit houdt zich bezig met vraagstukken rond de mens als individu, de onderlinge relaties van mensen en de samenleving als geheel.

Hierbij is zowel aandacht voor het normale functioneren van mensen, als voor problemen van mensen of groepen en de wijze waarop deze opgelost of voorkomen kunnen worden.

[more.....](#)

My Announcements

No system announcements have been posted in the last 7 days.
No course announcements have been posted in the last 7 days.

Bachelor Psychologie

- [Programma Bachelorthese-conferentie](#)
- [Propedeusebul \(be\)halen?](#)
- [Bachelorstudiegids 07/08](#)

[more.....](#)

Nieuws

- ▶ [Ouders Madeleine slachtoffer van afpersing \(video\)](#)
- ▶ ['Eritrea bereidt aanval voor op Ethiopië'](#)
- ▶ [Vader met drie kinderen te water na auto-ongeluk](#)
- ▶ [Nederland viert Veteranendag](#)
- ▶ [Burgemeester verstrekt gegevens asielzoekers niet](#)
- ▶ [Grieken roepen noodtoestand uit rond Athene](#)
- ▶ [Politie stelt hennepnetwerk op](#)

My Courses Plus

- [\(06/07\) Arbeids-, Organisatie- en Personeelspsych](#)
- [\(06/07\) Capita selecta therapie](#)

My Organizations

Organizations in which you are participating:

- [Bachelor Psychologie](#)
- [Onderwijsplatform Sociologie](#)

Vrij veld (Enquete)

[Druk hier om naar de vragenlijst over de evaluatie van Nestor te gaan](#)

Nestor mededelingen

Onderhoud

- Elke eerste zondag van de maand vindt er van 06:00 tot 10:00 uur onderhoud aan Nestor plaats.

Met vragen kunt u terecht bij Nestorsupport ([nestorsupport](#))

2006

Courses

Typ een cursustitel om te zoeken...

☆ Favoriete cursussen

- ★ Algorithms and Data Structures in C

- ★ Calculus for Computing Science
 - Exam + Answers 25 Jan 2017

- ★ Discrete Structures
 - Final grades are up
 - No discussion session on February 20

- ★ Introduction to Scientific Computing
 - Change in the lab schedule

- ★ Program Correctness
 - No lecture on Wednesday Feb. 22nd
 - Second homework

- ★ Signals and Systems

- « 2015-2016 **2016-2017**

- ★ Algorithms and Data Structures in C

- ★ Calculus for Computing Science
 - Exam + Answers 25 Jan 2017

- ★ Discrete Structures

Study progress

Selecteer een ander programma:

BSc Life Science & Technology (Jaar 1) ▼

BSc Life Science & Technology (Jaar 1)

100% (60.0 / 60.0 EC)

ECTS	Vaknaam	Resultaat	Beoordeling	
3.0	Practicum Minimale Cel	3.0	7,5	✓
4.0	Celbiologie	4.0	8,5	✓
4.0	Biochemie	4.0	7,5	✓
4.0	Genetica	4.0	6,5	✓
5.0	Diversiteit ecologie en gedrag	5.0	7,5	✓
5.0	Inleiding in de biomathematica en biostatistiek	5.0	6,5	✓
5.0	Moleculen en reactiviteit	5.0	7	✓
2.0	Eerstejaars symposium	2.0	8	✓
5.0	Fysiologie en therapie	5.0	6,5	✓
3.0	Practicum anatomie en fysiologie	3.0	7	✓
▶ 20.0	Keuze semester II	20.0	7,2	✓

Wat is BSA?

RUG tools

Cursuscatalogus (Ocrasys)

Final grades

Datum	Vak	Cijfer
25 januari	Calculus for Computing Science	6.5
2 december	Introduction to Logic	8
8 november	Introduction to Computing Science	7.5
8 juni	Computational Molecular Biology Research	7
3 mei	Hematologie	6

Naar ProgRESS WWW

Need to know

Universitaire verkiezingen: Inzage kiesregisters

2 FEB | RUG

Afschaffing propedeuse met ingang van 1 september 2017

17 NOV | RUG

Nobelprijs Scheikunde voor

5 OKT | RUG

2013

Coronacrisis-informatie: De belangrijkste informatie over de RUG tijdens de coronacrisis vind je via rug.nl/corona. Zie ook [Online onderwijs voor studenten](#) en [Online onderwijs voor medewerkers](#).

Need to know



Corona-update 27 januari 2022: lichte versoepelingen in hoger onderwijs

27 jan | RUG

Op tijd komen voor je tentamen of college? Houd rekening met Operatie Julianaplein!

24 jan | RUG

Nice to know



Call for panel members for the Inclusivision Project

7 feb | FEB

Are you interested in diversity, equity, inclusion, and social safety, and do you want to make a...



Getuige van ongewenst gedrag? Weet jij wat je dan moet doen?

4 feb | RUG

Volg de korte training sociale veiligheid genaamd Active Bystander.



Are you curious about the upcoming Learning Communities?

4 feb | FEB

This semester, you have again the opportunity to learn programming skills in Python, deal with...

[Diverse en inclusieve cursussen: 2021-2022](#)

Courses

Typ een cursustitel om te zoeken...

« 2020-2021 **2021-2022**

- ☆ (21/22) Bachelorwerkstuk [PABA-A412]
 - ✉ Bibliotheekpracticum
 - ✉ Hoorcollege vervolgonderzoek peerfeedback


☆ 👤 Teamwork - Theories, Design and Dynamics

► Overige cursussen

Organizations

- ☆ Blackboard Collaborate
- ☆ Demonstratiecursus video binnen de RUG
- ☆ 👤 Educational tools within the u...
- ☆ FEB Educators platform

RUG tools

 **Cursuscatalogus (Ocasys)**
Alle cursussen aangeboden door de RUG

 **Cijfers en inschrijvingen (Progress)**
Inschrijvingen en tentamenresultaten

 **Student e-mail**
Inloggen op uw RUG-mailbox

2017

201430
Allard Naber
Digitale Omsnoets

Logout

Exam home page

Exam / Tentamen


Finish all essays...

Nestor instructions

Read all instructions
This test consists of an MC exam and essay questions.

Instruction MC exam

- Start the MC exam by clicking on the link **MC Test**
- You can move back and forth between questions and change your answers as often as you wish. To move between questions and to keep track of your progress, you can use the 'Question Completion Status' bar at the top of the screen (click to expand)



Moving to another question will save this response

Question 1





- You can leave the mc questions by clicking on 'exam homepage'. There will be a notification stating "leave this page" or "stay on this page". Select "Leave this page", your answers will be saved and you can return to them later. Resume the test by clicking on the title. When you have finished all the mc questions, move to the last mc question, click on 'Save and Submit' and 'OK'. After this, the exam is no longer available for making changes.

Instruction essay questions

- Click on a question to open it
- If you want to save and exit a question, click on 'Save as Draft'. You can open and 'Save as Draft' your text as often as you wish. After you click on 'Save as Draft', you automatically return to the main page of the exam. Your text is also saved automatically every two minutes.
- When you have completed a question and wish to submit it, click on 'Save as Draft'. Open the question again and check your answer. If you wish to submit it, click on 'Save and Finish', after this you will no longer have access to your text!

Finishing

- Before leaving the exam hall, make sure you have clicked on final submit at the mc-questions and essay parts of the exam. The button 'Finish all essays' is the Final Submit-button for all the essay questions together only. The mc-part of the exam you have to final submit separately, at the last mc question. After that you can logout of Nestor.

 MC Test	This is an example of an exam with various types of questions, i.e. Multiple choice, Multiple answer, Matching, Ordering, 'Hot-spot', questions containing media. Most exams consist of 'regular' Multiple Choice questions.	7 questions Graded Type: Test
 Essay question 1	This is an example of an essay question. In this particular example, the option 'do not review' is enabled. This gives students the option to indicate that an answer should not be graded. It can be used when students are allowed to choose which questions to answer.	0 words / unlimited Not started Type: Essay
 Essay question 2	This is an example of an essay question. This particular question has two subquestions (A and B). Subquestions can be answered within one textbox.	0 words / unlimited Not started Type: Essay
 Essay Question 3	The number of words one can use for the answer is limited to 50. The word counter will turn red when you exceed the 50 word limit. All your input will	0 / 50 words Not started Type: Essay

Blackboard as exam environment



university of
 groningen

center for
 information technology

LMS as exam environment

Lecturers

- 2 - 4 **summative** exams per year
- Use LMS for **formative** assessment
- Reuse formative questions for summative assessment

Students

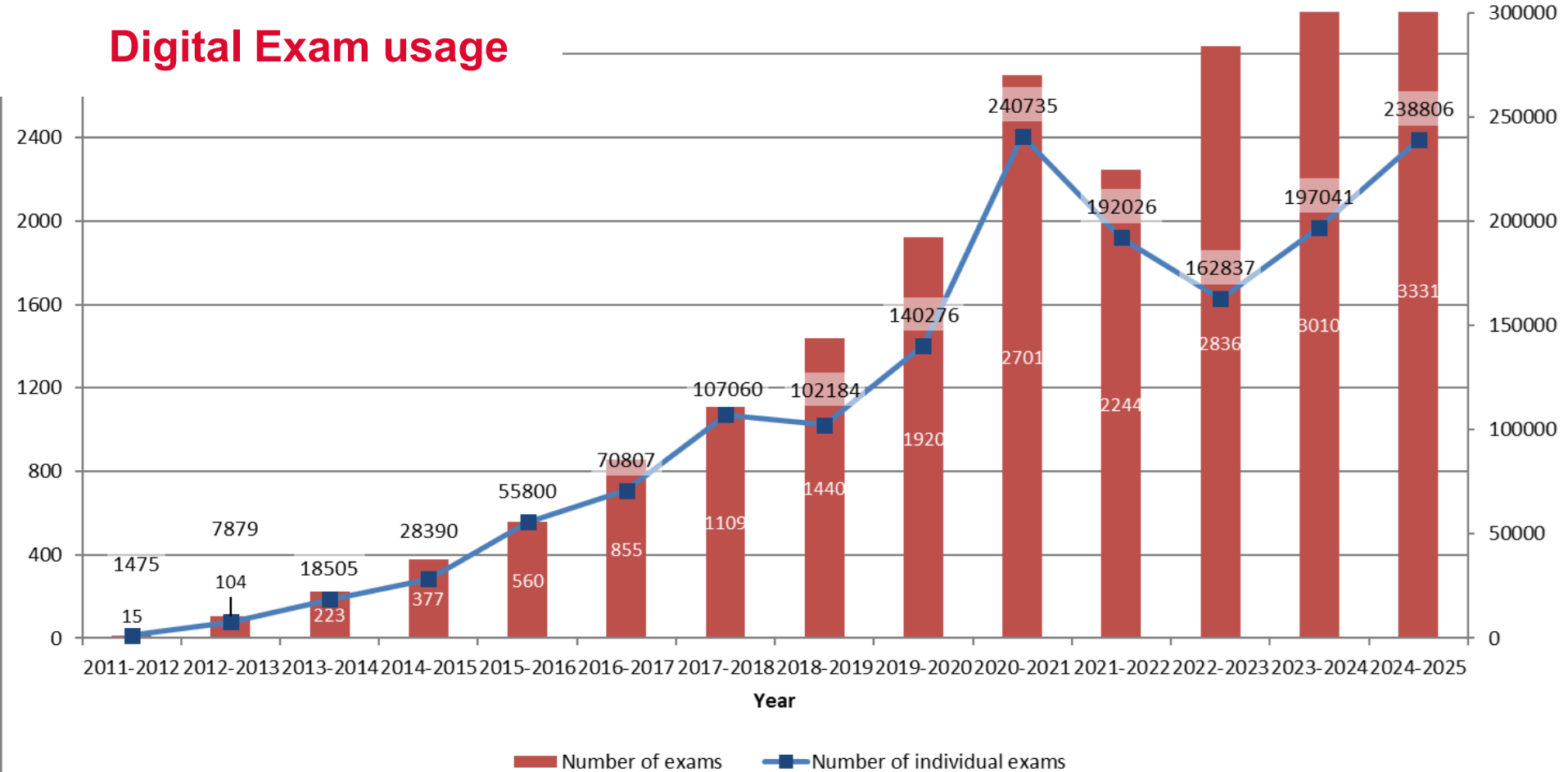
- Consistent experience for both formative and summative assessment



university of
groningen

center for
information technology

Digital Exam usage



**Supported by ~50
student assistants**





**The Learning Management System
as a future-proof environment**
Important decisions in a changing world




university of
groningen

center for
information technology




Foundation Artificial Intelligence

Content Calendar Discussions Gradebook Messages Analytics

Student Preview







Course Faculty

-  **Oscar Bennett**
INSTRUCTOR 
 -  **Dana Mays**
INSTRUCTOR
- [Show more](#)

Details & Actions

Course Content

Q ...

-  **Objectives & Overview**
 Visible to students ▾
-  **Week 1: Professional Issues - Software Patent**
 Visible to students ▾

This content sets the scene for this course and will provide you with the necessary background information. 



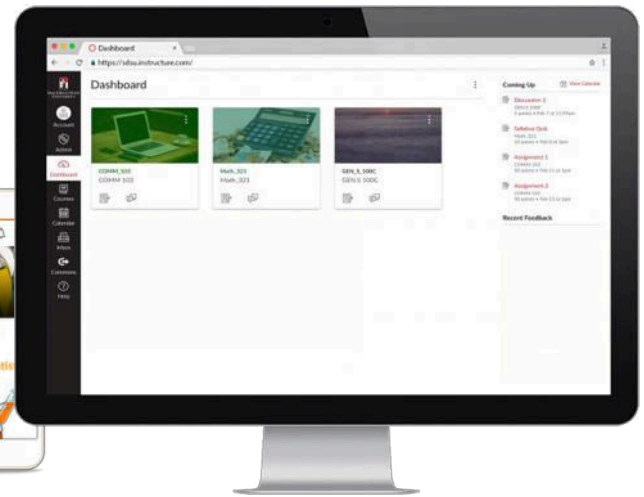
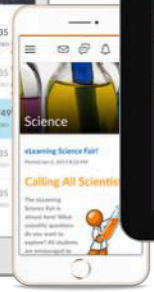
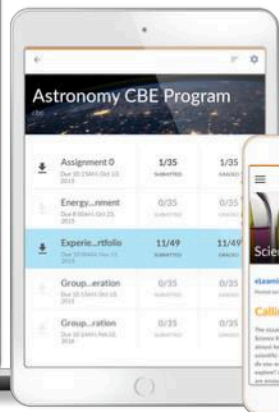
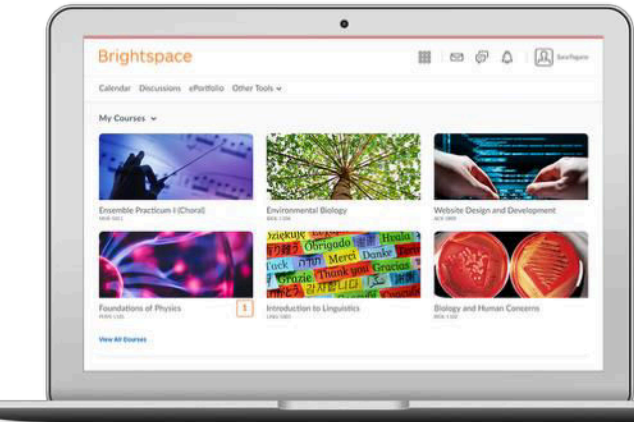
university of
groningen

center for
information technology



university of
groningen

center for
information technology



university of
groningen

center for
information technology

Study tour

University of Maryland (Canvas)

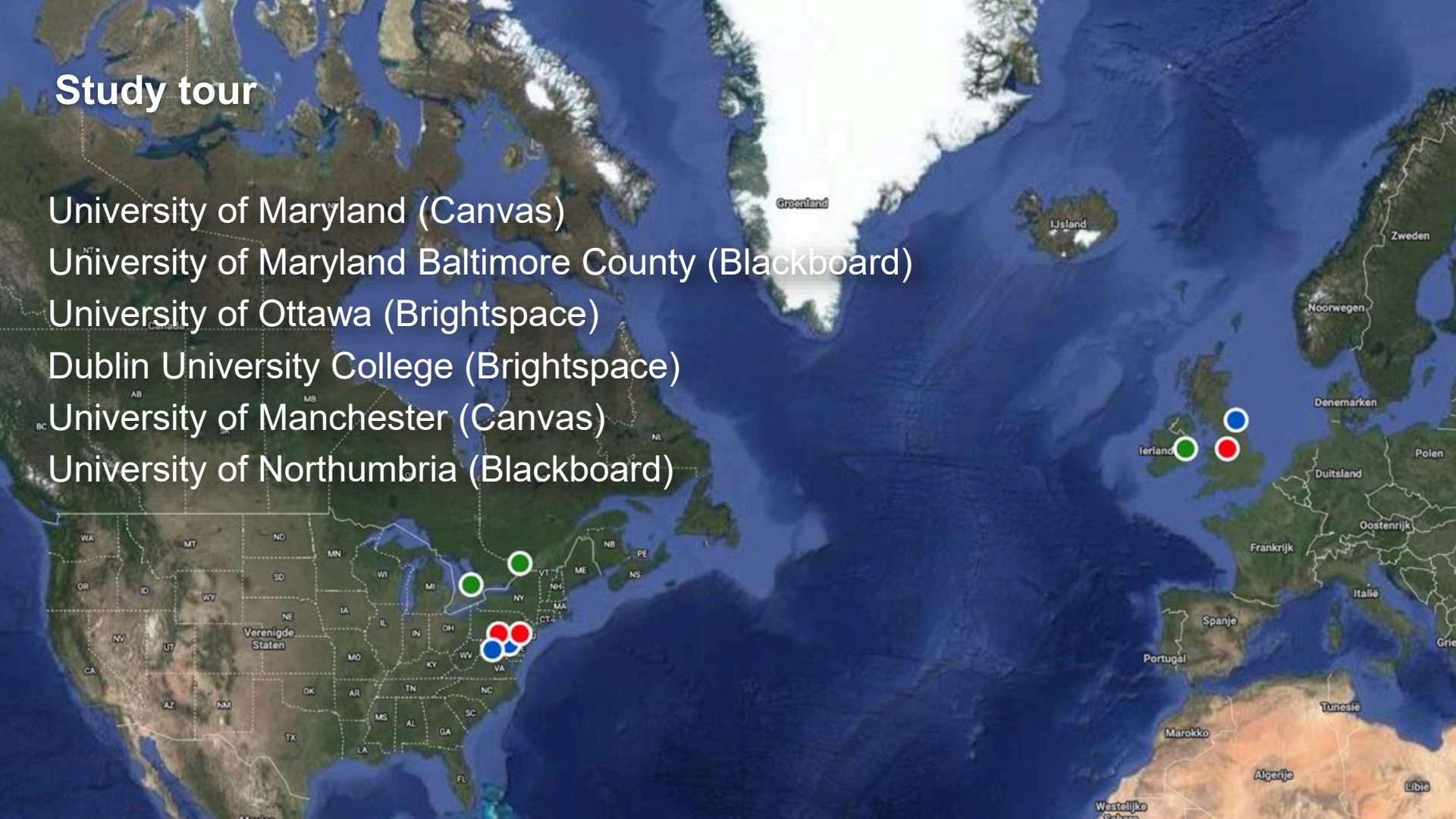
University of Maryland Baltimore County (Blackboard)

University of Ottawa (Brightspace)

Dublin University College (Brightspace)

University of Manchester (Canvas)

University of Northumbria (Blackboard)



Tender focus areas

Partnership

Lifelong learning

Usability & Accessibility

Student Portal functionality

Exam functionality



university of
 groningen

center for
 information technology

**The Learning Management System
as a consistent and reliable environment
Implementation to support education**



university of
groningen

center for
information technology

Approach

Before September '22

- 3rd quarter - 15-20 courses in Brightspace
- 4th quarter - 100 courses in Brightspace

Early adopters
Early majority

September '22

- **Live**

Evaluation meetings with lecturers

Weekly feedback from students (👍 / 👎 + note)



university of
groningen

center for
information technology

Magazine



Brightspace

Future of the Learning Environment
The explorer's edition

University of Groningen

university of groningen

The early adopters
"Let's click"

We find ourselves in a good, international community

You're not alone on this journey:
POP-UP HELPDESKS

Discover the new course template



Brightspace

Future of the Learning Environment
The in-depth edition

University of Groningen

university of groningen

Building in Brightspace as a duo
"Two is better than one"

Practical tips for self-pacing and fostering student wellbeing in an online learning environment

Engaging, motivating and energizing students

Become a Brightspace pro with these tips and tricks



Brightspace

Future of the Learning Environment
Everybody on board

University of Groningen

university of groningen

DQL FUSION 2022 Boston
"This year, it's personal"

Done teaching? Start testing! Brightspace is ready for digital exams

Everyone is on board
"The stakes are higher"

Customizing courses with minor adjustments
Advice from the instructional designer



Brightspace

Future of the Learning Environment
The student edition

University of Groningen

university of groningen

New, newer, and newest
Brightspace is only getting better

EVERY STUDENT COUNTS
Tips from the Course Accessibility project manager

Students research
...the use of this course template

For a moment they buzzed "Hey, where's Nestor gone?"
EDU Support compiled most frequently asked questions from students



Brightspace

Future of the Learning Environment
The final edition

University of Groningen

university of groningen

Copy-paste
Set up courses for next year

NOTE TO LECTURERS: WHAT DO YOU STILL NEED IN BRIGHTSPACE?

What can we learn from LEARNING ANALYTICS



university of groningen

center for information technology

Student portal layout

The screenshot shows the main dashboard of the University of Groningen student portal. At the top, there is a navigation bar with 'Today', 'Study Info', 'Career', and 'RUG Tools'. The user's name 'AN Allard Naber' is displayed in the top right corner. The main content area is divided into several sections:

- My Courses:** A section with tabs for 'All', '2021/22 semester I b', and '2021/22 semester II a'. It displays four course cards: 'Sandbox Allard Naber', 'Green Chemistry: Technological, Societal and Ethical Aspects', 'Operating Systems', and 'Interfaces for Sustainability'.
- Need to Know:** A section with two red alert boxes. The first box contains a 'Coronavirus update 27 January 2022: minor relaxations in higher education' dated 27 Jan. The second box contains a message 'Want to be in time for your exams or lectures? Take into account Operation Julianapleint' dated 24 Jan.
- University Card credit:** A section showing a balance of 'Saldo: € 35.26' and a button 'Opwaarderen'. Below it is a 'Transacties' section.
- Calendar:** A section showing the current date 'Monday 7 February 2022' and an 'Upcoming events' section which currently displays 'There are no events to display.'
- Quick Eval:** A dropdown menu at the bottom of the 'Need to Know' section.

This screenshot shows the 'Tools' menu from the student portal. The menu items are:

- Course catalog (Ocasys)
- Cijfers en Inschrijvingen (Progress)
- Student e-mail
- RUG workplace
- Print
- Roostergenerator
- Iris IT services
- Change your password

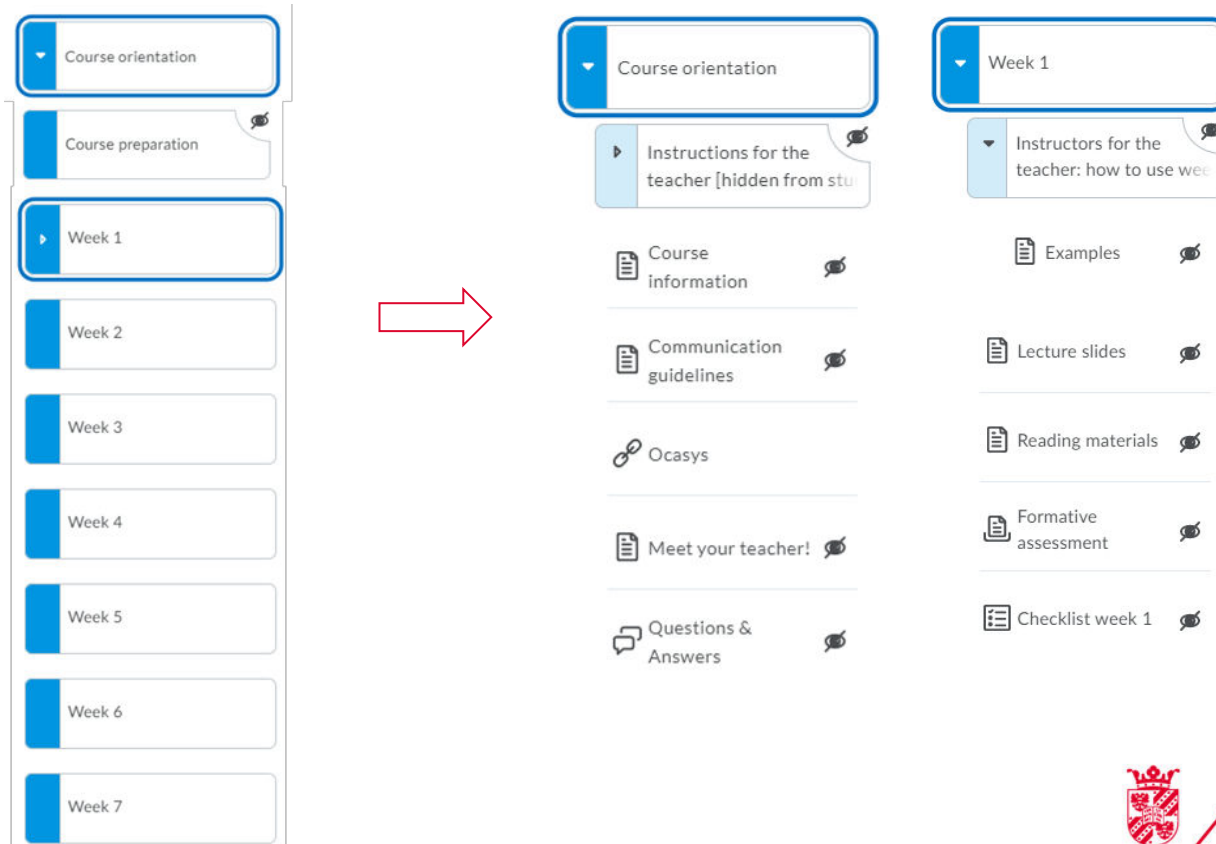
In consultation with student assessors



university of
groningen

center for
information technology

Consistent course template



Digital exams



university of
groningen

center for
information technology

Exam - D2L Connection - 2023-11-01

Brightspace Exam Instructions

1. Click the title and on **Start Quiz!** to begin.
2. Depending on the settings of your exam, you may be able to navigate between questions by clicking on the question number. The check mark indicates the progress of the questions.



3. Your answers are automatically saved. An answer is saved when the check mark appears next to it: ✓ *Saved*
4. You can temporarily leave the quiz by clicking on the button '*Exam Homepage*' or '*Go back to Content*'. Your answers are already saved. If you want to continue with the Quiz, click on its title and on '*Continue Quiz...*'
5. To see the status of each quiz, you can look at the status indicator on the right-hand side:

Completed
Max 1 points

In Progress
Max 5 points

Not Started
Max 2 points

6. When you have finished all the questions, move to the bottom of the page and click on **Submit Quiz**.

Exam Instructions

Please open the quiz and answer all the questions correctly. Simple as that!

 [Brightspace knowledge](#)

In Progress
Max 6 points

Test your knowledge about Brightspace, Desire2Learn and the RUG + team.

[Back to Content](#)

Brightspace knowledge



Brightspace knowledge



Page 1:

[Quiz Information](#)**Question 1** (1 point) ✓ *Saved*

In what year was D2L founded?

Question 2 (1 point)

What is the name of the API that external applications can use to communicate with Brightspace?

- Vapi
- Vancouver
- Valera
- Valence

Question 3 (1 point)

Put the following logos in chronological order: start with the oldest, end with the newest.





**The Learning Management System
as the new standard
Going live**



university of
groningen

center for
information technology

First day of Brightspace



university of
groningen


center for
information technology

Community use of Brightspace

University Teaching
Qualification training uses
Brightspace to showcase all
functionality and e-learning
tools



Teaching Academy
Groningen uses Brightspace
for Communities of Practice,
to exchange best practices
and offer peer support



UG-wide self paced training
courses around Privacy &
Security, Critical AI Literacy
and the award-winning
Inclusive Teacher course



university of
groningen

center for
information technology

The Learning Management System transition complete?

Enter Generative AI, Learning Analytics, Personalized Learning, Flexible sche...

Allard Naber
a.l.naber@rug.nl



university of
groningen

center for
information technology